



Nonprofit
Organization
U. S. Postage
Paid
Grand Island,
NE
Permit No. 26

Current Occupant

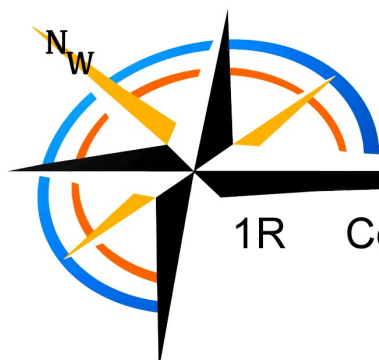
ECRWSS

2018-2019 Annual Report

Mission Statement

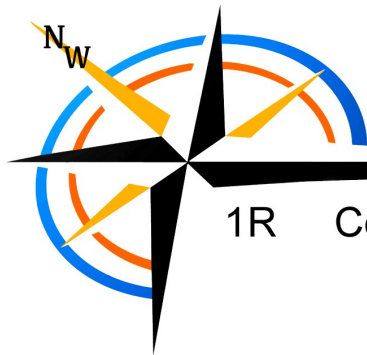
A Culture of Excellence

An exceptional community of learners
committed to continuous growth.



NORTHWEST PUBLIC SCHOOLS

1R Cedar Hollow Chapman St. Libory Northwest



NORTHWEST PUBLIC SCHOOLS

1R Cedar Hollow Chapman St. Libory Northwest

2018-19 Annual Report

Board of Education

Dan Leiser – President	Zach Mader - Member
Bret Mader - Vice-President	Mike Shafer - Member
Robin Schutt – Secretary	Becky Rosenlund - Advisory Member
Karl Quandt – Treasurer	

District 82 A Message from the Superintendent

The 2019-2020 school year is off to a great start. My official duties with the Northwest Public Schools began on July 1 this year and we hit the ground running. Over the past five months, I have had the opportunity to meet and begin building relationships with many of the outstanding staff members and students.

My wife, Tosha, and I are extremely honored to join the Northwest District as the reputation for academic excellence and outstanding extracurricular opportunities for students to excel outside of the classroom is well known across the state. We have had the opportunity to attend multiple activities and events throughout the district and are constantly amazed by the outstanding Viking culture displayed by all involved with the Northwest District.

I would like to take this opportunity to tell you a little bit about myself and my family. First and foremost, I am a husband and father. Outside of being your superintendent, my favorite things to do are travel with my family and watch high school activities and college sports. I was born in Lincoln, went to elementary school in Lincoln, high school in Michigan and back to Lincoln for college. Tosha and I have 3 adult children, our daughters range from 23 to 28 years old. We are also blessed to have 2 “bonus” children that have joined our family in the past several years as international students from Macedonia. After joining us, they have since graduated from high school and are currently pursuing college degrees.

One of my goals while serving as your Superintendent of Schools is to utilize technology to share what our students are doing across the district. While all of our buildings and many of our clubs, activities and some classrooms have different social media platforms, I am delving into the Twitter world. If you would like to follow my “tweets” you can find me at [@Dr_Jeff_Edwards](#).

Another goal is to be as accessible as possible to all stakeholders through an open-door policy. If you have any questions, comments or concerns about our schools or district, please contact me at 308-385-6398.

Dr. Jeff Edwards
Superintendent of Schools

Annual Report:

This newsletter contains the 2018-2019 Annual Report information for the Northwest Public Schools. During the 2018-2019 school year, students in the Northwest school district attended classes at 5 sites. Chapman Elementary served preschool students through 5th grade, K-8 buildings 1-R, Cedar Hollow and St. Libory and Northwest High School, a 9-12 building. The schools in the Northwest district provide opportunities for students to attend school in small elementary settings through the 8th grade. Northwest High School provides a comprehensive secondary education in a safe environment of about 750 students.

As a patron of the Northwest district and the Northwest area, you have received this Annual Report. In this report, you will find summarizing data on students, staff, finances, and some of the district programs for the 2018-2019 school year. It is impossible to include all pertinent information so if additional information is desired, please contact the office of the Superintendent at 2710 N North Road or call 308-385-6398.



2018-19 Financial Information Fund Valuation and Levies			
Valuation		Tax Levies	
Hall County	\$ 600,580,127	General Fund Levy	.7912
Howard County	\$ 159,443,339	Building Fund Levy	.0413
Merrick County	\$ 243,480,101	Qual Cap Purpose	
Total Valuation	\$ 1,003,503,567	Fund Levy	.0248
Bond Fund Valuation		Levies	
Northwest	\$ 1,060,657,303	Northwest	.0296

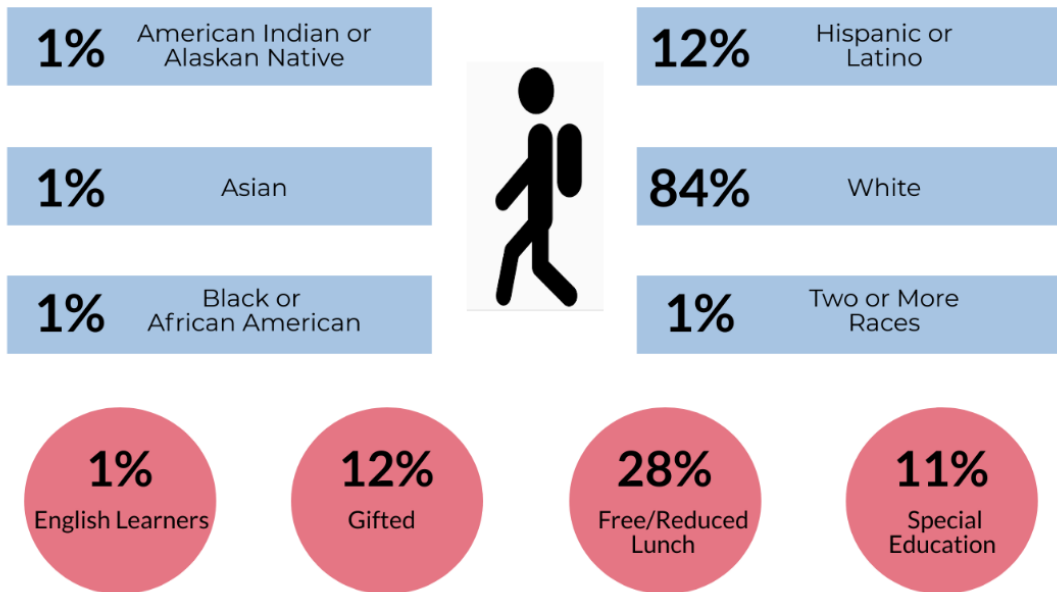
Northwest Tax Levy Summary for Five Years						
Year	General Fund	Bond Fund	Building Fund	Quality Capital Purpose Undertaking Fund	Total Levy	Taxes on a House Valued at \$100,000
18-19	.7912	.0296	.0413	.0248	.8869	\$ 886.90
17-18	.8203	.0296	.0407	.0244	.9150	\$ 915.00
16-17	.8821	.0298	.0309	.0244	.9672	\$ 967.20
15-16	.9526	.0323	.0214	-----	1.0063	\$1006.30
14-15	.9523	.0321	.0214	.0309	1.0367	\$1036.70

General Fund Revenues		General Fund Expenditures	
Local Property Taxes	\$ 8,288,463	Instructional Services	\$ 11,102,176
Interest	34,277	Support Services (Pupils)	719,238
County Fines	52,883	Support Services	620,177
State Aid	7,538,697	General Administration (Supt & Board)	501,851
Special Ed	307,382	School Administration (Principal)	1,357,032
State Apportionment	93,087	Support Services (Business)	542,488
Federal Funds	463,436	Operation/Maintenance of Plant	1,772,620
State Grants	11,352	Transportation	271,369
Medicaid	17,558	Federal Program/State Grants	542,547
Other Receipts	18,225	Total Expenditures	\$17,424,498
Total Revenue	\$16,807,135		

State Income Tax Return

Public school district data is very important in the distribution of state income tax dollars back to the school district in which you reside. Make sure you follow the directions when preparing your state income tax return and list **Hall County District 82** as the school district. This includes residents from Howard and Merrick County who reside in the Northwest Public School District. If you have any questions please contact the Superintendent's office at 385-6398.

Student Demographics 2018-2019



NEW STUDENT ORIENTATION

Thursday, February 6, 2020 at 6:45 pm

For all 8th grade or Perspective

New Students and Their Parents

Northwest High School Auditorium

On February 6 Northwest will be holding their annual 8th Grade and New Student Orientation event. All current 8th grade students who are considering attending Northwest High School next fall are encouraged to attend with their parents. This evening is also open to students in all grades who are looking to attend Northwest High School in the fall of 2020. This orientation gives students and parents an opportunity to learn about the Northwest district.

If your student is not currently enrolled at Cedar Hollow, 1R or St. Libory and is not a resident of the NW district and plans to enroll at Northwest High School next year you will need to fill out an option enrollment form. The form is available on the Northwest website www.ginorthwest.org. If your student has opted out of the NW district and plans to attend NWHS, please contact the District Office.

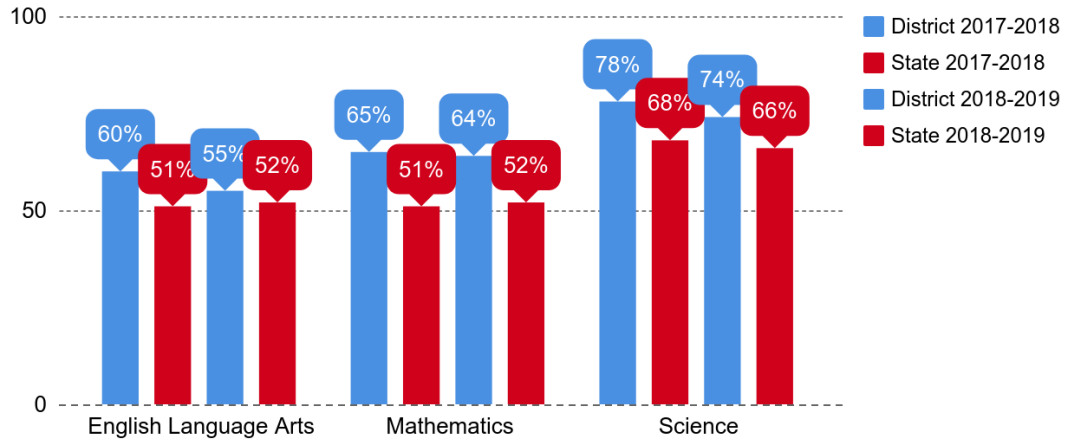


Mid-January registration packets will be emailed to all 8th grade students currently attending Cedar Hollow, 1R, or St. Libory and to students who have been accepted as an option student. If your student does not attend one of these schools please call 308-385-6398 or email kgibson@ginorthwest.org or bhuls@ginorthwest.org with your student's name, address and the current school they are attending and the registration packet will be emailed to you.

Nebraska Student-Centered Assessment System Percent Proficient: CCR Benchmark/On Track or Meets/Exceeds Combined

Additional information can be found on the Nebraska Education Profile Site: <https://nep.education.ne.gov/snapshot.html#40-0082-000>.

NSCAS Combined Grades 3-8



ACT - Junior Class (3rd Year Cohort) 2018-2019 Percent of Students On Track or Meets ACT Benchmark

English Language Arts



Mathematics



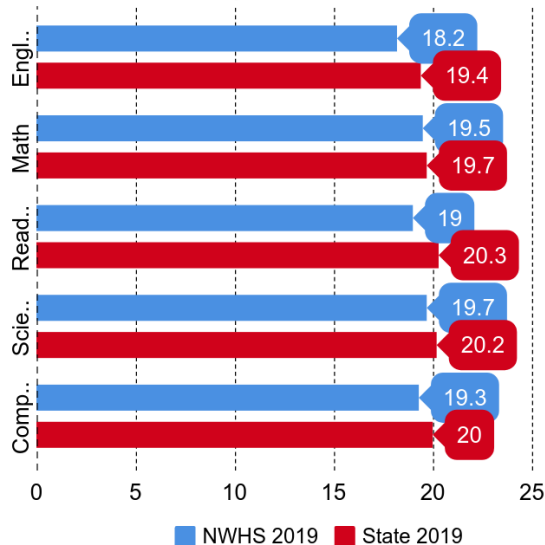
Science



ACT Senior Class 2019

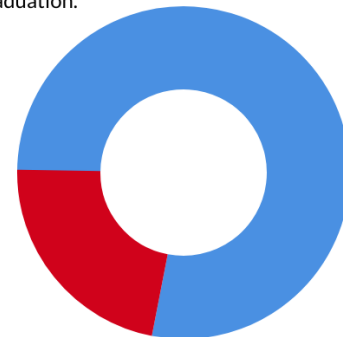
Students may have taken the ACT several times during their high school career. All students were required by the state to take the ACT their junior year. This report reflects the average scores of the most recent ACT score taken by the students who graduated in 2019.

Average Scale Score



College-Going Rate

The percent of students who enroll at a postsecondary education institution before October 15 of the year following their high school graduation.



■ College-Going Rate (78%) ■ Not enrolled (22%)

District Demographics



School District's Professional Staff

Number of Staff with Specialist's Degree	2
Number of Staff with Master's Degree	79
Number of Staff with Bachelor's Degree	<u>50</u>
Total:	131

School District Support Staff

Business Manager	1
Secretaries	10
Para Professionals	25
Maintenance/Custodial	15
Cafeteria Personnel	15
Technology	2
Nurse	<u>2</u>
Total:	69



2018-19 District Enrollment

(Based on last Friday in September 2018)

Northwest High School (9-12)	755
1R, Cedar Hollow, St. Libory, and Chapman (K-8)	<u>753</u>
Total K-12 Enrollment in the Northwest District	1,508

School Lunch

The Northwest District Lunch Program is required to serve a lunch which includes protein, vegetable, fruit, bread alternate, and milk.



PS-8th Grade Lunches	78,403
9th-12th Grade Lunches	51,326
Staff & Guest Lunches	<u>4,161</u>
Total Lunches	133,890
 Breakfast (Chapman)	 4,517

Membership Trends and Per Pupil Expenditures (Figures are based on Average Daily Membership ADM)

	2016-17	2017-18	2018-19
Grade KD	81	94	79
Grade 1	88	79	96
Grade 2	72	90	84
Grade 3	77	77	93
Grade 4	86	81	79
Grade 5	80	92	87
Grade 6	77	70	85
Grade 7	71	77	72
Grade 8	76	73	79
Grade 9	177	200	180
Grade 10	196	175	203
Grade 11	160	190	169
Grade 12	173	167	187
Total	<u>1,414</u>	<u>1,465</u>	<u>1,493</u>
 Annual Per Pupil (ADM) Expenditures	 \$11,982	 \$11,863	 \$11,939

2018-19 High School Activity Participants

Academic Competitions	51	Musical	160
Baseball	8	Orchestra	7
Basketball	64	Show Choir	119
Cheerleaders	16	Skills USA	4
Cross Country	33	Soccer	61
Drama/Play Production	10	Softball	42
E-Sports	26	Speech	17
FBLA	69	Student Council	40
FCCLA	13	Student Trainers	16
FFA	74	Swimming	5
Flag Corps	14	Track	114
Football	107	Tennis	2
Golf (Girls/Boys)	23	Unified Bowling	10
Marching/Concert Band	98	Vikettes	10
Intramural Basketball	42	Vocal Music	190
Intramural Volleyball	12	Volleyball	34
Jazz Band	20	Wrestling	32
Journalism	26		

Graduation Plans



	4-Year College	2-Year College	Military	Work/ Undecided
Class 2016	79/43%	63/34%	4/2%	39/21%
Class 2017	92/50%	51/28%	5/3%	35/19%
Class 2018	88/44%	62/31%	4/2%	45/23%
Class 2019	75/43%	55/32%	7/4%	36/21%

2018-19 Middle School Activity Participants

Basketball	75	Volleyball	46
Football	44	Wrestling	18
Track	75		